

New Zealand

SERVICE RIFLE MATCH CODE



EDITION 6.0 – AUGUST 2021

Published By:

New Zealand Service Rifle Association
 PO Box 12450
 Penrose
 Auckland
 New Zealand

Copyright :

New Zealand Service Match Code © NZ Service Rifle Assn Inc.
 1st Edition (v.1.9) published September 1995
 2nd Edition (v.2.8) published September 1996
 3rd Edition (v.3.0) published January 2003
 4th Edition (v.4.0) published September 2008
 4th Edition (v.4.1) published October 2014
 4th Edition (v.4.2) published May 2015
 5th Edition (v.5.0) published Jan 2016
 6th Edition (v.6.0) published August 2021

Version Control:

Name	Date	Author	Changes
SMC5.0	Jan20th 2016	GV	Final version 5.0 published, based on SMC4.2. Includes all minor decisions and clarifications to date and includes feedback post NZSRA champs 2015
9.3.3.1	Mar 3rd 2016	Comm	Amend barrel specs
9.3.4	October 7th 2017	SH/JH	Banning "bumpstock" or similar p 23
2.6	December 2018	Comm	Trophy retention policy
9.3.3.1a	December 2018	Tech	LMT clone specs
11.4	December 2018	Comm	77 grn projectile specs
10	December 2018	Tech	Add Kahles K4i scope
SMC 6.0	August 2021	Tech	Update with new rifle and ammunition details post March 2019 events.

Table of Contents

1. Preface.....	4
2. Match administration	4
3. Equipment.....	6
4. Range Commands	8
5. Match Conduct.....	10
6. Match Regulations	13
7. Rifle Matches (Core)	16
8. Rifle Targets	20
9. Competition rules and regulations	21
10. Optical Sight Eligibility list.....	25
11. Ammunition Specifications	26
11.1 Factory Ammunition:	27
11.2 Reloading:	27
11.3 Permitted projectile exceptions:.....	27
11.4 Permitted FMJ projectile weights in Service Class	28
12. Pistol matches	290
13. Shotgun matches	38

1. PREFACE

The purpose and intent of this SMC is to provide guidance to match officials and competitors as to not only how to conduct a given match but also guidance as to eligibility of firearms and associated items. This serves to provide a common platform for Service Rifle Competition throughout the country and so preserves the spirit and nature of the sport. All competitors and match officials are encouraged to seek guidance and direction from the governing body of this document as to any issue or item not specifically covered.

SMC is a living document and may, at times, be updated with new items and definitions as they arise.

2. MATCH ADMINISTRATION

2.1 MATCH DIRECTOR

The Match Director (MD) is in charge of the entire match and has final say on changes; alterations or additions to matches as they see fit and so required to maintain a fair and reasonable competition.

2.2 CHIEF RANGE OFFICER

The Chief Range Officer (CRO) on duty will have absolute authority over all persons on the range. Safety on the range will be the CRO's primary concern. It is the CRO's responsibility to understand and ensure the execution of Range Standing Orders. It is the duty of the CRO to ensure that a First-Aid kit is readily available during the competition. Failure to obey orders, instructions or any directions given by the CRO, or behaviour liable in the CRO's opinion to bring the sport into disrepute, may lead to disqualification.

2.3 RANGE OFFICER

The Range Officer (RO) is in charge of a course of fire and is responsible for the correct briefing of the competitors.

The RO has complete authority on matters of safety and is responsible for the application of all procedural and scoring rules and has authority for disqualification for safety violations committed on his match or range that day. Range Officers should wear some item of clothing or badge which identifies them as Range Officers.

Whatever the level of shooting programme, from practice to national competitions, the minimum level of control is one qualified Range Officer who should not be shooting while officiating.

Range Officer Qualifications are available through NZSRA training and exams

2.4 MARSHAL

The Marshal, should one be appointed, is to call competitors to the line, inform them who is shooting in the next detail, give details of the next course of fire, and the number of rounds required, so that competitors can be prepared for the RO's final briefing and inspection prior to each detail. The Marshal is also to endeavour to summon late or missing competitors to the line, ensure that competitors have signed the registration sheet for the day's competition and to allot competitors with their shooting numbers or shooting positions.

2.5 ARBITRATION COMMITTEE

In the event of a dispute of any sort, the Match Director may appoint an Arbitration Committee of three experienced competitors who do not have a direct interest in the outcome of the case. The arbitrators should be senior qualified Range Officers if possible. All committee members shall vote. The Senior Range Officer or the senior competitor, if there are no Range Officers, shall be the chairman. The Arbitration Committee will announce their decision in writing as soon as it is made and there is no further appeal against this.

2.6 TROPHY RETENTION

Major permanent trophies may be taken and retained for one year by the winner under the following conditions:

- a) They must be an NZ resident;
- b) They must be a paid-up member of NZSRA (or an affiliated club) at the time of winning;
- c) The trophy must be returned to a specified person or location within 2 months of the next relevant competition;

NZSRA will engrave it with the winners details when returned, clean it, and keep in a safe location until the next competition.

Competitors not complying a) and b) can win the trophy and will have their name engraved on it, but may not take it away after the competition.

3. EQUIPMENT

3.1 FIREARMS

Unless stated otherwise in the entry criteria or match director's instructions, any firearm meeting the safety requirements set out below will be eligible to compete in at least one class of Service Rifle competition.

All firearms and equipment used in competition shall be serviceable and safe. If any firearm or item of equipment is observed to be, or is deemed unserviceable or unsafe, it shall be withdrawn at the instruction of the Range Officer.

The following devices must be serviceable and safe at all times:

- a) Safety catch/selector
- b) Engagement sears
- c) Disconnect (semi-auto actions)
- d) Trigger mechanism

3.2 SLINGS

Slings may only be used for support when the rules of the match allow. Typically this will be at 200 yds plus. If slings are fitted, then they must be of service pattern or similar, but not necessarily of the pattern originally fitted to the rifle it is used on.

3.3 CHEEK RESTS/PIECES

Cheek rests/pieces may be fitted to specified rifles as listed or others by approval, and should be of a military type.

3.4 UNSAFE AMMUNITION

Ammunition which, in the opinion of the Range Officer, is unsafe, or is prohibited for use by Range Standing Orders shall not be used (e.g. armour piercing, tracer, incendiary, steel shot on steel targets)

3.5 CLOTHING

Clothing worn should be of a type normally described as street clothing or field clothing. However, the clothing may be of a suitable robust construction for the purpose intended. The use of more than one item of military camouflage clothing by civilian competitors is not allowed. All clothing must be made of soft, flexible and pliable material that does not materially change its physical characteristics under commonly encountered shooting conditions. These same general specifications apply to any lining, seams and normal tailoring reinforcements, etc.

3.6 SPECIAL CLOTHING

Specially constructed shooting coats, jackets, and trousers etc. (e.g. as used by small bore and full bore target competitors) are specifically not permitted. Wet weather clothing may be used.

3.7 GLOVES AND HATS

Specialist target rifle shooting hats are not permitted. Specialised shooting gloves or mitts are not permitted.

3.8 FOOTWEAR

Full cover footwear must be worn at all times. Bare feet, jandals, sandals, etc. are not permitted on the firing line or in the butts area.

3.9 PADS

Elbow and shoulder pads may be sewn onto or strapped to the outer garment but may not exceed 10 mm in thickness or be more extensive than is necessary to protect the elbow or shoulder area. No other padding will be permitted.

3.10 EXTRA SUPPORTS

Any straps, buttons, cuffs, hooks, laces, pocket, binding or any other devices (whether a normal part of the construction of the garment or not) that may be construed as providing artificial support for the rifle, sling, or competitor's limbs or torso, are not permitted in either the outer or under garments.

3.11 EAR PROTECTION

Ear protection is mandatory on all ranges. This is to protect shooter and range staff/ spectator hearing and a minimum of Grade 4 earmuffs/plugs is recommended for this purpose.

3.12 EYE PROTECTION

The wearing of eye protection is compulsory while shooting at steel targets closer than 75 yards/metres. It is highly recommended at all other times.

3.13 GROUNDSHEETS

A ground sheet or shooting mat may be used in any course of fire for the protection of the competitor's clothing and/or equipment provided that it is not constructed or utilised in such a way as to provide artificial support for the competitor or his rifle.

3.14 OPTICAL AIDS

Binoculars and spotting telescopes are allowed, together with stands or rests, provided they do not inconvenience other competitors or provide any support or shelter for the rifle or competitor. They may be used for deliberate practices and to view sighting shots (where allowed) for other practices. Some matches may specifically preclude the use of Optical Aids.

3.15 BIPODS

Bipods may be used as support at 300y and longer ranges

4. RANGE COMMANDS

The set of range commands used by the Range Officer will depend to a large extent on the targets available.

The Range Officers should issue the shooting instructions in accordance with the Course of Fire and in a consistent manner.

Range Officers must use the following series of commands to control activity on the Range, and to maintain consistency.

- **"RANGE IS IN USE"**

No competitor/person may be forward of the firing line after this command is given by the Range Officer.

- **"SHOOTERS TO THE LINE"**

This command is to be used to call the competitors to the firing line with their firearms and get into their shooting order e.g. designated number corresponding with the target and score sheet or starting or staging area.

(I) "LOAD AND MAKE READY"

The competitor will face down range, fit hearing protection etc., unslung firearm (if applicable), point muzzle down range or in the direction specified by the Range Officer, place on or fill the magazine, load chamber. The competitor will then assume the required position the stage dictates with the finger outside the trigger guard, and clear of the trigger. A loaded firearm must be pointed in the direction of the targets at all times.

(II) "MAKE READY"

As above but for matches where the firearm starts in an unloaded state.

- **"ARE YOU READY?"**

If on this command a competitor is not ready, they must call, "not ready". The RO will call "not ready called" and wait 30 seconds, and then call "are you ready?" again. Only two "not ready" calls will be allowed per squad/competitor, and the match will start immediately after the third "are you ready" call. The absence of a response will be read as an acceptance that the competitor is ready. To avoid misunderstandings, the competitor should not take the normal ready position until they are actually ready.

- **"STAND BY"**

Competitors take aim, and place finger on trigger, or as match dictates.

(I) "WATCH AND SHOOT!"

This will be given when moving or rising targets are being used, and means to fire once the target is visible.

(II) "FIRE"

Competitors carry out the match procedure as detailed in the Course of Fire.

- **"STOP (CEASE FIRE)"**

This command is to be used when competitors have reached the end of a limited, timed event, or the Range Officer has made the decision to stop a competitor due to unsafe firearms handling, a range violation or emergency on the range. The competitors will stop shooting, point the firearm in a safe direction, and wait for further instructions. The Range Officer will then give suitable commands appropriate to the circumstances.

- **"STAND DOWN"**

This command is used if there is a temporary delay in starting the match. The competitor may return from the Start position to a resting position. If the match is to continue the next command will be "Stand By"

- **"UNLOAD AND SHOW CLEAR"**

On this command, the competitor will unload the firearm and remove the magazine if applicable. The competitor will then hold or lock open the action and allow the Range Officer to inspect the chamber and magazines. The use of empty chamber indicators is highly recommended (and mandatory at some ranges).

The Range Officer may request bolts to be removed from bolt action rifles, especially if an empty chamber indicator is not used. Placing the rifle on the ground with an empty chamber indicator in place is acceptable.

- **"FIREARMS ARE CLEAR, SAFE TO REMOVE"**

The competitor will not leave the firearm or the mound until the firearm has been checked and cleared by the Range Officer. It is strongly recommended that an empty chamber indicator is fitted before the firearm is removed from the mound, if not already fitted

- **"RANGE IS SAFE"**

No competitor/person may move forward of or from the firing line before the Range Officer gives this command. Once this command is given, competitors and officials may move forward to score etc.

5. RANGE CONDUCT

5.1 SAFETY REGULATIONS

NZSRA and the sport of service rifle shooting have experienced an excellent safety record over the years and with the increasing popularity of the sport we now find it necessary to update the rules addressing competitor's conduct and safety. If the RO sees a safety violation, he/she should call it immediately and STOP THE COMPETITOR as soon as practically possible. The competitor must unload and show clear before discussing the incident and possible penalties.

5.2 PENALTIES

NZSRA, in common with some other shooting organisations, recognises two levels of safety violations and these are rated as safety violations which incur a warning, and disqualification violations which incur disqualification from the entire competition.

- Safety violations
- Any discharge after Load or before Unload, but before Fire and after Cease Fire, into berm, target or safe area.
- Dropping unloaded firearm
- Handling firearm except under instruction from RO
- Handling firearm when range is closed
- Putting firearm on mound before instruction
- Not wearing ear protection or eye protection where appropriate
- Any discharge prior to the command "fire" and after "load", or while reloading, unloading or during remedial action of a malfunction during a match, (so long as the firearm is pointed within the confines of the backstop)
- Moving forward before the range is cleared.
- Finger not out of trigger guard during any movement/change of position

5.3 Disqualification violations

- Any discharge before Load or after Unload
- Any discharge not into a safe area or outside range template
- Dropping a loaded rifle
- Pointing rifle up range
- Rifle loaded except on mound under instruction from RO
- Pointing rifle at anyone including part of own body
- Consumption of alcohol or drugs before event
- Any unsafe handling of firearm

Except where

- AD because of broken part will not incur penalty
- Placing rifle on ground deliberately shall not count as dropping.

Any two safety violations may result in disqualification

5.4 DISQUALIFICATION (DQ)

Disqualification means that a competitor must stop shooting immediately and may not compete further in that match and/or competition. The competitor will have a nil score recorded for that match and/or all matches in that competition. If it is necessary to deliver a DQ, the RO will emphasise that it is for the safety of everyone, and the continued good record of our sport.

5.5 COMPETENCY

Any competitor may be required at any time to demonstrate to the Range Officer that he or she is competent with the firearm he or she is using. It is expected that competitors and their firearms are capable of maintaining the specified cone of fire and that they arrive at the match location with already established zeroes. A limited number of sighting shots should be provided at each distance as confirmation of zero only.

5.6 RELOADING

During reloading, care must be taken to ensure that the firearm points down range throughout the procedure. This is particularly important when reloading a semi-auto firearm, since the firearm may be "live" during reloading (i.e. a live round in the chamber and the safety catch off). While reloading any firearm, the finger must be outside the trigger guard.

5.7 MOVEMENT

When a course of fire requires movement by the competitor, such movement, involving more than one step or when changing shooting positions (i.e. from prone to standing) MUST be carried out with the trigger finger outside the trigger guard (except when actually engaging targets). Additionally, the muzzle must be pointed in the likely direction of the targets or where specified match design dictates.

5.8 OTHER ACTS OR OMISSIONS

The Range Officer may also define acts or omissions other than those listed above as safety violations. A contestant committing any unsafe act or omission may be subject to a penalty or disqualification.

5.9 REPORTING OF VIOLATIONS

It is a competitor's responsibility to report to the Range Officer any safety violations committed by other competitors.

5.10 CARRIAGE OF FIREARMS

When not in use or when moving to or from different range areas firearms must be carried in a safe manner at all times, with fingers well clear of the trigger and pointed in a safe direction.

5.11 CONDITION OF CARRIED OR STORED FIREARM

All rifles and shotguns, when carried or racked, shall be unloaded with the ACTIONS OPEN, and magazines removed where applicable. Actions without an internal hold open device must be propped open. The use of an empty chamber indicator is strongly recommended. Firearms must be appropriately secured when not in use.

5.12 CARRIAGE FROM AND ONTO THE RANGE OR FIRING LINE

When firearms are brought on to or removed from the range they must be cased, bagged, boxed, or covered up. Firearms on a range must be stored in a safe manner as directed by the Range Officer. It is recommended that all firearms not in use or not about to be used be stored in a locked vehicle.

5.13 REMOVAL FROM THE FIRING LINE

Where this area is under the supervision of a Range Officer, the removal of the firearm may only be with the Range Officer's permission.

5.14 SAFETY ZONE

It is the responsibility of the competition organisers to provide designated Safety Zones, conveniently located for the use of competitors. It is recommended that a primary Safety Zone be provided convenient to each range to allow storage, casing and uncasing and secondary Safety Zones be assigned to allow dry firing, practice manipulation, cleaning etc.

Safety Zones must be well signed and must have the safe directions clearly indicated. These areas should be controlled by a Range or Safety Officer. In no case may firearms be loaded in the Safety Zone, even with dummy rounds or empty cases. No ammunition may be taken into in the Safety Zone.

5.15 SPECTATORS

Clearly designated areas should be assigned for spectators. Spectators should wear the same safety equipment as competitors. The Range Officer is responsible for disciplining spectators who behave in an unacceptable manner.

5.16 LICENSING

All persons handling firearms at the range must hold a current NZ Firearms Licence suitably endorsed for the class of firearm being used. Match organisers are entitled to require proof of this. Note that non-licensed persons may shoot an A category firearm under direct supervision by a licence-holder – but this is subject to the Range Officer's permission.

6. MATCH REGULATIONS

6.1 LOADED CONDITION

A firearm shall be considered loaded if it is in any one of the following conditions:

- a) Magazine filled and fitted
- b) Chamber loaded
- c) Action closed

6.2 READY POSITION

Normal ready position will be with the firearm in the “ready condition” held in both hands with the muzzle pointing down range with the fingers outside the trigger guard. When standing, the firearm must be pointed down range at a minimum of 45° and the butt of the firearm not above shoulder height. When prone the firearm should be held in both hands, but may be rested on the ground.

6.3 SHOOTING POSITIONS

Recognised shooting positions are standing (with no support); sitting, kneeling, or squatting (elbow(s) may be supported on knees); and prone (elbow(s) on ground). Note that slings may be used for support only where specified in the COF

Shooting positions are specified in nearly all matches and apply regardless of class. Unless stated that only one position is allowed, a position less supportive may also be used i.e. if prone is specified, then sitting, kneeling, squatting or standing is allowed; if sitting, kneeling, or squatting is specified then standing is allowed.

- I. **Prone Unsupported:** No support allowed other than elbows on the ground when shooting prone. The forearm, pistol grip, forward grip and magazine must not touch the ground in any way; this includes bridging via hand or fist. Recommended for 100 metres/yards or closer.
- II. **Prone Supported:** You may use any or all of the following support methods; recommended for 200 metres/yards.
 - a. Sling.
- III. **Prone Fully Supported:** In addition to positions 2a above, a sandbag or suitable field rest (military sandbag, pack or ammo tin) may be used. The weak hand must still be between the rest and the rifle. Recommended for 300, 500 and 600 metres/yards. Any bipod may also be used. Rear support/s is/are not permitted in any class.

Note: These support positions will be used at NZSRA sanctioned competitions, but local match organisers may use variants.

6.4 MALFUNCTIONS

In the event of a firearm malfunction, the normal procedure will be for the competitor to rectify the situation, keeping the muzzle pointed down range and carry on with the event. If they are unable to do so, they will stand fast with the firearm safely pointed down range and signal by raising their free hand. The Range Officer will examine the firearm as soon as appropriate and if it is decided that the problem is not currently rectifiable, take action to ensure that the firearm is not capable of discharging a round and is in a safe condition before it leaves the range. The Range Officer may seek the advice or assistance of other competitors with a thorough knowledge of the workings and construction of the firearm concerned.

6.5 PARTS BREAKAGE

When it can be established that the cause of an accidental discharge is due to the actual breakage of a part of the firearm and the competitor has fulfilled all the normal safety requirements adequately, the competitor will not be disqualified. However, no re-shoot shall be allowed.

6.6 FIREARM REPLACEMENT

In the event of a serious firearm malfunction, a replacement firearm of the same style and class can be used for the remaining matches with the approval of the Match Director or Arbitration Committee.

6.7 SCORING

Where matches allow, score sheets should be signed by the competitor immediately after scoring, the act of which precludes an appeal regarding points scored. Score sheets not signed or appealed within a reasonable time will be deemed to be accepted by the competitor. Competitors creating a disturbance while scoring is taking place may be penalised; e.g. by loss of lowest scored shot.

6.8 SCORING EXCESS HITS

When, in any match, the total number of hits on a competitor's target or targets exceeds the number of shots fired and when there are no means of identifying these shots then the following procedure will be adopted.

- I. If it can be proved that the excess hits were made by the competitor, the score may be disallowed and the competitor may be disqualified from the competition.
- II. When the number of excess hits does not exceed two, the lowest scoring round will be discarded, then the highest
- III. When the number of excess hits exceeds two for a single target engagement, the score will be cancelled and the competitor is to be advised that they must re-shoot. The target is not to be shown with spotting discs in place and the score is not to be advised to the competitor. A re-shoot will be as for the original shoot, including:
 - (a) Sighters, if any;
 - (b) Previous movement, if any;
 - (c) The number of counting shots actually fired.

6.9 RESHOOTS

When the competitor is unable to complete the stage/course of fire for whatever reason, other than range equipment failure, the competitor's target shall be scored in the normal fashion but the competitor will not be allowed to re-shoot the stage/course. Where range equipment malfunction prevents any competitor from completing a stage/course or the competitor has received incorrect instructions on the course of fire from a match official on the firing line, then the affected competitor shall be entitled to a re-shoot of that stage/course.

6.10 APPEALS/PROTESTS

Any appeals regarding behaviour or wrong directions given by the Range staff must be made at the end of that match and before scoring. All protests must be lodged before scores are signed off. Protests must be made to the match director or CRO outlining all points relating to the protest and be accompanied by the announced Protest Fee. This fee will be refundable if the protest is proved to be justified. If the Match Director cannot resolve the protest, then the Arbitration Committee will consider it.

6.11 SHOOT-OFFS

Match ties that are to be settled by a shoot-off, should, if possible, attempt to test the same skills in the shoot-off as in the event or match concerned.

6.12 SHOOTERS' CONDUCT

All persons are expected to conduct themselves in a sporting manner. Unsporting conduct or any action that may bring the sport into disrepute is grounds for disqualification from the match or competition. Warnings, penalties and disqualification are not limited to safety matters, and may be issued for actions such as disturbance or annoyance of match officials, repeated failure to patch targets or delaying of matches, etc.

6.13 SPOT CHECKS

Match officials may, at any stage perform compliance checks on any firearm, accessory or ammunition used by a competitor to ensure compliance.

7. RIFLE MATCHES (CORE)

These are matches currently in most use at the time of this edition of the Service Match Code. All competitions should include a majority of these standard matches. This is not an exclusive list and the development and use of other matches is encouraged. A number of other matches are also in current use.

Sighters should be provided at each change of distance as a minimum. More may be provide at the Range Officer's discretion.

7.1 TRINITY

Ammunition	15 rounds in 3 x 5 round magazines or clips.
Comment	Unsupported
Targets	Fig 12
Range	100, 150 or 200 metres or yards
Time	1 minute per position
Highest possible score	75

1. Five shots standing. Reload.
2. Five shots kneeling, sitting or squatting. Reload.
3. Five shots prone (unsupported at 100; supported at 200).

Adequate time shall be given to reload and change position. This COF may also be shot as a non-stop or rapid match with a total time of 60, 75 or 90 seconds.

7.2 ACTION-M

Ammunition	10 rounds in 2 x 5 round magazines or clips.
Comments	Unsupported
Targets	Fig 12
Range	100 metres or yards
Time	60 seconds semis 75 seconds bolt action
Highest possible score	50

1. Start standing with unloaded rifle on the ground.
2. On start signal go prone and load.
3. 2 shots prone (unsupported)
4. 2 shots standing.
5. 1 shot kneeling or sitting. Reload. 1 shot kneeling or sitting.
6. 2 shots standing.
7. 2 shots prone (unsupported)

7.3 Snap

Ammunition	10 rounds – 1 or 2 magazines or clips
Comments	
Targets	Fig 12 100/200; Fig 11 or B type at 300, A type 500/600
Range/Position	100 metres/yards Standing; 200 metres/yards sitting, kneeling or squatting; 300 metres/yards prone (supported)
Time	1 shot in 3 (100), 4 (200), 5 (300) , 8 (500/600) second exposures
Max score	50
Comment	Delay after 5 shots for reload – if needed for bolt actions

7.4 DOUBLE SNAP

Ammunition	10 rounds – 1 or 2 magazines or clips (if 2 load 4 and 6)
Comments	
Targets	Fig 12 100/200; Fig 11 or B type at 300
Range/Position	100 metres/yards Standing; 200 metres/yards sitting, kneeling or squatting; 300 metres/yards prone (supported)
Time	2 shots in 5 (100), 6 (200) or 7 (300) second exposures
Max score	50
Comment	Delay for reload after 4 shots (2 exposures) – if needed for bolt actions

7.5 RAPID

Ammunition	10 rounds – 1 or 2 magazines or clips
Comments	
Targets	Fig 12 100/200; Fig 11 or B type at 300, A type 500/600
Range/Position	100 metres/yards Standing; 200 metres/yards sitting, kneeling or squatting; 300 metres/yards prone (supported)
Time	10 shots in 30 seconds – Bolt actions 60 seconds
Max score	50

7.6 APPLICATION

Ammunition	10 rounds – 1 or 2 magazines or clips
Comments	
Targets	Fig 12 100/200; Fig 11 or B-type at 300; A-type at 500/600
Range/Position	Prone at all distances, or any other position as chosen; no support at 100; supported 200/300; fully supported 500/600
Time	10 shots in 1, 2, 3, or 5 minutes
Max score	50
Comment	All shots fired in one string and scored as such

7.7 PRECISION

Ammunition	10 rounds
Comment	Slings and spotting scopes may be used.
Target	ISSF Pistol 25/50 m Precision
Range	100/200 metres/yards, prone (no support 100; supported 200).
Time	1/2 minutes for 10 shots
Highest possible score	50 (on target score halved after totalling)

7.8 BEERSHEBA

Ammunition	12 rounds
Comment	Slings and spotting scopes may be used. No coaching.
Target	Type B
Range	300 metres/yards (prone support)
Time	45 (or as specified) seconds per shot
Highest possible score	50

7.9 SGT NICHOLAS VC

Ammunition	12 rounds
Comment	Slings and spotting scopes may be used. No coaching.
Target	Type A
Range	500/600 metres/yards (prone fully supported)
Time	45 (or as specified) seconds per shot
Highest possible score	50

1. Beersheba and Sgt Nicholas VC are deliberate or NRA-style matches. All shots are individually indicated and scored. Scores are recorded and called by an observer.
2. Observer may not comment on shot placement.
3. Two to five non-convertible sighters are allowed followed by ten shots for record.
4. All rounds to be fed from magazine

7.10 ARDMORE TURNAROUND

Ammunition	1 x 5 round 1 x 10 round magazine or clip.
Comments	Unsupported
Targets	Fig 12
Range	100 metres/yards
Time	30 seconds; Bolt actions 75 seconds
Highest possible score	75

1. Rifles on ground, bolt closed on empty chamber, magazines out
2. Start standing back to target. When target appears adopt prone unsupported position, load a 5 round magazine first and fire 5 shots,
3. Replace with a 10 round magazine and fire 10 shots.

7.11 KAITOKE TURNAROUND

Ammunition	Bolt actions 10 rounds, semi autos 20 rounds.
Comments	Unsupported
Targets	Fig 12
Range	100 metres/yards
Time	20 seconds
Highest possible score	50

1. Start Positions: Bolt actions fully loaded, inc chamber, bolt handle raised.
2. .22LR semi autos. Magazine out, bolt closed on empty chamber.
3. Shooter starts 2 metres back from and facing away from mat, firearm staged on mat as above. On command, adopt prone unsupported position and engage targets. Semi auto score is halved

8. RIFLE TARGETS

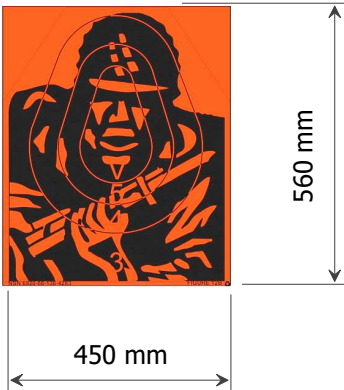


Fig 12 Target
(Black and orange)




Fig 11 Target
(Black and orange)



Pistol NZ IS
25/50M Prec

Fig 12 is used at 100 and 200 m (yds) Fig 11 is used at 300 m (yds)
ISSF 50 m Pistol used at 100 and 200 m for Precision Match

Type A/B target is a 1200 x 1200 mm yellow/orange square with a Fig 12 in the centre. There are 2 scoring zones outside the centre. This target is designated Type A or Type B
Type B is used at 300 m and scoring zones from centre out are designated V-Bull (5 pts), 5, 4, 3, 2.

Type A is used at 500 m and beyond and scoring zones from centre out are designated V-Bull (5 pts), V, 5, 4, 3 i.e. each zone scores an extra point at 500 m on.

9. COMPETITION RULES AND REGULATIONS

9.1 SERVICE RIFLE ELIGIBILITY

All firearms that meet definition as a “service rifle” will be eligible to compete in the New Zealand Service Rifle Championship as such. In the event of dispute concerning a rifle or part the “**advantage**” rule is applied;

“Is any advantage gained by use of the rifle or part over the accepted standard form of that firearm? ”

If so the rifle or part is ineligible, or it goes into Tactical/Open Class.

The onus will be on the competitor to provide proof of compliance if requested for any firearm, sight, part, or fitting that has not been previously approved for competition in modern or Classic Service Class. This decision may be made following an application to the Technical Committee before a competition, or if no application is made before the competition, by the Match Director on the day.

These decisions are final.

9.2 MODIFICATIONS – GENERAL GUIDELINES

It is the purpose of this section to outline parameters for changes or variations from standard items. In all cases, any change or modification should be considered against the spirit and intent of this Service Match Code to preserve the nature of the competition. In all cases, the advantage rule as described in 8.1 will apply.

9.2.1 STOCKS

Stocks may be repaired to bring them back to original condition. If stocks of different length of pulls were offered for the specific rifle in question, they may be fitted as suits the shooter. No other modification is allowed to the stock and no repair shall be of a type that enhances the inherent accuracy of the rifle as-issued unless it was a generally accepted standard modification for general use.

9.2.2 SIGHTS

Sights may be maintained to keep them in good working order and may be replaced with alternative sights, as offered for that rifle, as long as they are of a combat type and not intended only for competition.

9.2.3 BARRELS

It is considered to be in the spirit of SMC to use off the shelf barrels as opposed to barrels that are turned from blanks by your gunsmith. However, as barrels wear out they may be repaired or replaced. If genuine replacements are not readily available they may be replaced with gunsmith made barrels as long as they conform as close as practical to the original specs as well as external and internal dimensions and appearance. See individual rifle specs for more details. All barrels and chambers must accept and be capable of feeding, chambering, firing and cycling general issue military ammunition of the appropriate calibre. Stainless steel barrels are not permitted.

If in doubt, apply to NZSRA for a ruling on any replacement barrels

9.2.4 MAGAZINES

Magazines may be repaired and maintained but must not be modified in any way that changes their function or to gain advantage over the standard form. Magazines may be connected together and competitors may use magazines of differing capacity throughout the competition as required.

9.2.5 ACCESSORIES

No competitor may add items, unless specified, to their firearm that could be considered as providing advantage either by providing a superior grip, accuracy or recoil control. This includes muzzle brakes, flashlights, lasers, secondary optics; rifle mounted magazine holders, added weight, etc.

Update 2021. With the change in firearms laws and the subsequent banning of semi-automatic rifles, former sections 9.3.3 to section 9.3.3.7 are now archived.

9.2.6 NOTES ON RIFLE SECTION

- Additions to this list will be made by the New Zealand Service Rifle Association Technical committee.
- Applications for additions to this list require the applicant to furnish such information concerning the firearm as may be requested.
- Trigger pulls for rifles not specified should be factory standard and any such firearm presented for scrutineering must have proof presented of factory specifications if under 5 pounds. Under no circumstances will "enhanced" triggers be accepted if a "milspec" option exists.

"As issued/General issue" is a term used to help categorise any less common or obscure rifle presented for consideration to compete in "Service Class". Evidence will need to be provided of the service life, distribution and use of any such firearm by a given military by the shooter. I.e. *Would/is this arm be carried/used by regular armed forces or law enforcement in a general capacity?*

This is a “living document” and will be updated to reflect changes to the needs of our members and new rifles and optics. If you have a rifle or optic not listed it is your responsibility to make contact with the NZSRA before a competition to determine eligibility. Rifles ineligible for Service Classes will be placed in Tactical/Open Class.

9.3 SERVICE RIFLE CLASSES

Introduction:

Modern Service Class has come about due to the ban on Semi-Automatic Firearms instituted by the 2019 Labour led coalition Government. The aim of MSC is to allow shooters to buy affordable off the shelf rifles that will shoot 223/5.56mm ammunition. This ammunition is what 99% of previous Service Rifle competitors were using so it made sense to focus on that calibre as it is cost effective, accurate and readily available, please note we also allow other common calibres as they are used more commonly at club as opposed to National events. As with previous renditions of SMC, Modern Service Class puts the focus on the competitor by limiting the specifications of rifles in this class to avoid making it a pay to win class. In the case of MSC the limits are on stocks, cheek risers, barrels, optics, triggers and overall weight. You will note that there is no limit on the type of scope you can use in MSC but the scope must be set on 4 power for the duration of the competition. Note also stocks; we welcome all rifles, but if you have a Chassis or other type of target oriented or high cost stock, you will be asked to compete in Tactical/Open Class.

As of June 2021 we also have AR15 Style Straight Pull manually operated rifles available. These rifles will shoot alongside the MSC bolt action rifles. At this stage the only rifle approved for competition is the GBC Abyss SP-I Service Rifle. This rifle meets NZSRA specifications and has been tested by the NZSRA and is competitive out of the box. Other Straight Pull rifles are welcome to shoot in Tactical/Open Class but must be approved by the NZSRA technical committee for MSC inclusion.

SERVICE RIFLE COMPETITION CLASSES

The New Zealand Service Rifle Championship may offer up to four classes:

1. Modern Service Class
2. Tactical/Open Class
3. Classic Service Rifle Class
4. .22 LR Semi-Automatic

Any firearm that does not fall within Classes 1, 3, or 4 may be considered eligible for Class 2 – Tactical/Open.

Note that shotguns and pistols are only permitted to fall into Service Class

Modern Service Class: MSC is based on 2 types of Rifles, affordable factory Bolt Action rifles and Straight Pull (Manually Operated) AR15 Pattern rifles.

Tactical/Open Class: This is for the target, sniper, DMR, and PRS style rifles, if you have a chassis based rifle with a custom barrel and other expensive upgrades this is the class for you. The rifle must have a safe trigger pull, but the weight is not restricted. Restrictions in this class are removed; optics may be set at any magnification, barrels and overall weight are free, muzzle brakes may be used depending on range standing orders.

Classic Service Class: For our traditional Service Rifles; SMLE No4 Mauser etc. These are already defined in Service Match code and will need to be "As Issued General Issue" rifles shot with Iron sights.

22 Rimfire Class: This is for Semi-automatic 22LR Rifles only. Magnum Rimfire rifles will shoot in either MSC or Tactical class depending on their specification. Rifles must have a safe trigger pull and optics must be set at 4 power magnification.

9.3.1 BOLT ACTION

This class is designed to keep the playing field level and to make the firearms affordable, therefore it is highly regulated. Specifications as follows:

- Action: Manually operated bolt.
- Calibre: 223/5.56, 308/7.62, 303B, 7.62x39
- Stock: Sporting stock in Polymer, Resin or Wood. **Cheek riser only if using an ACOG, ELCAN, or other types of Military style scopes used under the previous Service Class.**
- Barrel: Heavy to 20 inches or max 24 with standard contour. No Muzzle brakes.
- Scope: Whatever you want but set/locked to 4x for the duration of competition. If you have it set on a higher setting during the competition you will be moved to Tactical class.
- Trigger: 3 pounds, no set or double triggers, two stage or single stage is acceptable.
- Magazine: The rifle may be retrofitted with a detachable magazine system if it does not already come with one. To compete fully in NZSRA events a 10 round magazine will be needed. The magazine is not part of the overall weight.
- Sling: As needed and not part of the rifles overall weight.
- Bipod: As needed, must be a sporting type not an F Class or target style and is not part of the overall weight.
- Weight: **Maximum 4.1kg** this includes rifle, scope/mounts and suppressor if you choose to use one.

9.3.2 STRAIGHT PULL

A manually operated rifle that looks similar to an LMT MARS rifle.

- Action: Manually operated bolt. Note bolt can be on the left or the right of the rifle but must stay on one side for the duration of the competition. A left/right combo bolt is not allowed.
- Calibre: 223/5.56
- Stock: ERGO Brand Grip or A1/A2 style grip. SOPMOD or other M4 style butt stock assembly. Fore end, Aluminium (No Carbon tubes) Free Float style.

- Barrel: 18 inches max. Can use LMT War Comp but no other type of Muzzle Brake, A2 style flash suppressor OK.
 - Scope: Whatever you want but set/locked to 4x for the duration of competition. If you have it set on a higher setting during the competition you will be moved to Tactical/Open class.
 - Trigger: 3.5 pounds, no set or double triggers, two stage or single stage is acceptable.
 - Magazine: NZSRA events require a 10 round magazine. The magazine is not part of the overall weight.
 - Sling: As needed and not part of the rifles overall weight.
 - Bipod: As needed, must be a sporting type not an F Class or target style and is not part of the overall weight.
 - Weight: **Maximum 4.1kg** this includes rifle, scope/mounts and suppressor/muzzle device if you choose to use one.
-
- **If you are unsure if your rifle meets SMC rules please contact the NZSRA with details and photographs. If you turn up to a match and your rifle has not been approved you will be placed in Tactical/Open Class.**

10 OPTICAL SIGHT ELIGIBILITY LIST

Any of the following optics may be fitted to any eligible modern Service rifle. The acceptable mounts are noted (where applicable) in the rifle specification list. **The list below, with the exception of the last entry, are our former service rifle scopes. These scopes can still be used and if necessary the rifle they are fitted to may use a cheek riser.**

- ACOG, All fixed power ACOG scopes 4x magnification and less.
- Aimpoint Red dot scopes and Chinese copies.
- British SUSAT.
- Burris 332 3x (Affordable AR specific sight with holdover reticle)
- Colt type 3 and 4 power scopes including Chinese copies.
- ELCAN C79 & M145m4
- Elcan Spectre OS 4x scope (Note The Spectre DR 1-4X is not applicable)
- Eotech Holographic sight.
- Hensoldt Wetzler and ZF 4 x24 (G3 scopes).
- IOR 4x24 M2 & M1
- Kobra Red dot
- Lucid P7 Weapons Optic fixed 4x
- PO 3.5x21P
- Pk01 V red dot
- Primary Arms 4x Compact PrismScope
- Russian POSP type 4 power scopes.
- Sun Optics PS30332IR (3x)
- Sun Optics PS30432IR (4x)
- Trijicon 4x ACOG, Reflex and Chinese copies.
- Trilux.
- US Optics SN12 4 power.

- Vortex Spitfire 3x prism
- Kahles K4i 4x30
- Any modern type rifle scope, which if adjustable must be fixed at 4 power. No cheek risers may be used with a modern type rifle scope

Note that the 3 and 4 power magnifiers that fit behind the Eotech and Aimpoint sights are eligible but if they are fitted they must stay on the rifle for the duration of the competition. Note: some mounts allow the magnifier to be swung to one side to give an unimpeded view of the red dot scope. This is not permitted during competition.

Any battery operated sights must remain on the rifle even if the battery fails; it is up to the shooter to change the battery and no extra time will be given for this.

Co-witnessing of red dot/holographic sights with iron sights is acceptable; however the scope must be switched on and easily visible in daylight for the duration of the competition.

The list purposely omits variable power scopes; the established military scopes are all fixed between 1 and 4 power; to this end NZSRA will not disadvantage existing shooters by allowing variable power scopes and civilian hunting or target scopes in Service Classes.

11 AMMUNITION SPECIFICATIONS

With the introduction of the new service rifle classes the ammunition specifications have now been aligned with the Australian Service rifle specifications. This allows for any projectile to be used and the projectile energy must not be lower than 75% of factory ammunition. Projectile energy is calculated by the projectile weight (in grains) multiplied by velocity (in FPS), and the answer divided by 1000. As such sections 11.1 to 11.4 are now archived but left in SMC as a reference. Full ammunition specifications are available from the NZSRA, and will be added to SMC 6.1

Ammunition used must be of a type that is as close as possible to military issue ball rounds in any given calibre, and the use of any match, target, moly-coated or varmint type ammunition (factory or reloaded) that gives an advantage over issue ball ammunition is not allowed. Soft point or hunting designated projectiles in some calibres may be used if approved by the CRO & MD. (This is so as to not disadvantage visitors or users of odd calibre rifles and to ensure a level playing field across the sport). See approved list

In the case of older rifles (i.e. SMLEs, Long Toms etc.) the reducing of loads is desirable due to safety reasons but ammunition must not, in any case, be loaded down to such a level that the shooter gains a recoil/recovery advantage over users of as-issued ball.

- Rifle projectiles should be of a FMJ style.
- Handgun projectiles must have a rounded (“ball”) profile.
- The use of moly coated projectiles is not allowed.
- All service class ammunition must be capable being magazine fed and fired from any service class firearm of the same calibre.

Match style projectiles are NOT permitted, even if used by military or police.

11.1 FACTORY AMMUNITION:

- 1) Projectile style to be FMJ (see exception list).
- 2) Projectile weight must be within $\pm 6\%$ of a standard issue ball round (see 11.4)
- 3) Rifle ammunition OAL should be within ± 5 mm of standard issue ball.
- 4) With odd calibres (e.g. 7.62 x54) ‘civilian equivalent’ rules can apply where military ball is unavailable or not practical. CRO and MD have the final say.
- 5) Minimum loading for 12 gauge rounds must be 1 oz with 7 1/2 or 8 (28 gm equivalent.) shot size up to 1¼ oz No 4 shot size (36 gm equivalent) for static clay target use. (American shot sizes quoted).

11.2 RELOADING:

- 1) Projectile style to be FMJ (see exception list).
- 2) OAL must adhere to the same rules shown above.
- 3) Velocity of reloaded ammunition must be similar to that of factory/ball offerings in that same rifle. (Proof may be required)
- 4) All ammunition used must be loaded to safe operating pressures and samples can be requested at any stage by the match director.
- 5) All ammunition used must function with/feed from a Milspec magazine of the given calibre.

11.3 PERMITTED PROJECTILE EXCEPTIONS:

The following are those non-FMJ projectiles approved by the technical committee for service class

- Taipan 170 grain HP & HPBT .312
- Remington 180 grain RNSP .312
- Hornady 150 grain spt .312
- Hornady 175 gr spbt .284
- Sierra/Hornady 140/139 gr spbt .264
- Sierra/Hornady 150 gr spt .308
- Hornady 174 grain RNSP .312
- Hornady 55 grain spt .224
- Remington 55 grain spt core loc .224

11.4 PERMITTED FMJ PROJECTILE WEIGHTS IN SERVICE CLASS

(+/- 6 grain to allow for manufacturing versions & tolerances))

Diameter	Cartridge	Weight in grains
.224	5.56 Nato/.223 Rem	55, 62, 77*
.264	6.5x55, 6.5 Carcano	139, 144, 160 RN
.284	7x57	139, 173
.308	.30 M1 carbine	110 RN
	7.62x51 Nato	144,146,150, 155**
	30/06	144,146,150,152,155**,170, 172
.310-312	7.62x39	122
	7.62 x 54R	147, 150, 174, 181
	303 British	150, 174, 180
.32	8x57	154

Note 1*: 77 grain .223/5.56 projectiles

Ammunition using 77 grain HPBT projectiles is permitted to be used in Service Class in NZSRA competition only when NZSRA members are shooting against NZDF members who are using NZDF issued 77 grain .223/5.56mm ammunition. Ammunition using 77 grain projectiles may be factory ammunition or hand loaded using any manufacturer's HPBT projectiles. The use of ammunition containing 77 grain projectiles is only legal in Service Class at the NZSRA Nationals, and only allowed if specifically so stated on the entry form, or by order of the Match Director.

77 grain tipped projectiles (e.g. Sierra Matchking) and ammunition using them are excluded from use in Service Class, and any shooter using them will be moved to Open Class.

Note 2 **: The 155 .308 is the TMJ as supplied by Rusa Components

11.5 BALL AMMUNITION VELOCITY GUIDE

Source: Cartridges of the World, 5th Edition, TM43-00001-27

5.56 NATO (OAL 57mm)

M193 55 grain FMJBT @ 3250 fps

M855 62 grain FMJ BT @ 3025 fps

77 grain @ 2750 fps

6.5 x 55 Swedish Mauser (OAL= 78.5mm)

139 grain FMJ BT @ 2625 fps

7x57 Mauser

173grain FMJ @ 2296 fps (Spain)

139 grain FMJ @ 2950 fps (Brazil)

.30 M1 Carbine (OAL= 42.5mm)

110 grain FMJ RN @ 1900 fps

7.62 x 51 NATO (OAL = 71mm)

M59 150.5 – 155.5 grain FMJ @ 2750 fps

30/06 (OAL = 85mm)

M2 ball 152gr FMJ @ 2740 fps

M1 ball 172gr FMJBT @ 2640 fps

.303 British (OAL = 77mm)

MK VII 174 grain FMJ @ 2440 fps

MK VI 215 Grain FMJ RN @ 1850 fps (black powder load)

7.5X54.4 (Swiss) GP1890

190gr FMJRN @ 2050fps GP1890

174gr FMJBT @ 2640fps GP11

7.62x54R (Russian) (OAL = 76.5mm)

147 grain FMJBT@ 2886 fps

7.62 x39 (OAL = 56mm)

M43 122 grain FMJ @ 2329 fps

7.92 x57 Mauser (OAL = 80mm)

154 grain FMJ @ 2880 fps

9 x 19mm

M882 112gr FMJRN @ 1263 fps

.45 ACP

M1911 234 gr FMJ RN @ 855 fps

12 PISTOL MATCHES

INTRODUCTION:

This section is to define types of handguns permitted to be used under any "Service class" competition. To avoid confusion with current Pistol New Zealand classes, the term "Duty" will be used.

The guiding principle will be to follow *general issue* guidelines. I.e. *Would/is this arm be carried/used by regular armed forces or law enforcement in a general capacity?*

- Special Forces or small limited issue variants (<10000 units) are to be discounted.
- Accessories must be considered as duty wear, IPSC type are disallowed. I.e. *is this piece of equipment in use/could be used by law enforcement or military personal for general use in their day to day duties?*

We therefore seek to define a "Duty Class" firearm as that as would be used by police or military as *general issue* from 1950 onwards. Note that while some IPSC type rules and guidelines have been adopted and used throughout this document, there is no intent to also adopt any other discipline's hand gun

classifications. For this reason, and to avoid confusion, the term “service” class should not be used to reference NZSRA pistol matches; instead “duty” will be used to describe modern as-issued/general issued handguns

The intention is to limit what features may be modified on each model so as not to disadvantage shooters competing with the same type of handgun. (E.g. Glock, 1911 etc.) To this end, no minimum trigger pull weight has been defined as this is not possible. E.g. A factory 1911 will always have a better trigger than a factory Glock or BDA , however, the 1911 cannot take more than 9 rounds fully loaded compared to the 15 or 16 of the average 9mm so a competitor should choose the most competitive model for the match at hand.

Core matches are designed around modern handguns and are designed to be shot from singular shooting boxes with no movement outside said box and support 1911 capacity firearms.

12.1 PISTOL CLASSIFICATIONS:

- **Classic:** Defined as issued to police or military forces pre 1950. Includes 1911, 1911A1, P08, P38, P35, various Webley models, M96 etc.
- **Duty:** Defined as a general issue police or military sidearm post 1950. 9mm or .45 ACP only.
- **Open:** Any pistol not fitting into either of the above categories. Any calibre over 9x19mm

12.2 AMMUNITION REQUIREMENTS:

Service/Classic class: All to be lead or copper FMJ in flat point or round nose style. Hollow pointed ammunition is not permitted. NB: Classic class pistol ammunition must equal as-issued ammunition performance in projectile weight and velocity within 6%.

Open Class: Any projectile style permitted. Power factor applies.
9mm must make minor (130) E.g. 124 grain projectile @1048 fps
.45 ACP must make major (170) E.g. 230 grain projectile @739 fps
Classic Class ammunition is also expected to make PF where possible. Even the 38 S&W can make minor in most arms and the 7.65x25 exceeds major.
Final class decision left to the Match Director.

12.3 BASE MODEL SELECTION

The models selected are the more popular general issue models issued to military and police units worldwide. The author is well aware of multiple versions of certain pistols such as the Hi Power and CZ75 and the proliferation of modern copies. Where a model’s eligibility is unclear, the advantage rule will be applied in context of the model/class/type to the pistol in question and to

the original/base military or police “as issued” version. If no base model exists, the next closest version should be used.

The following table provides a comparison of what can be considered the main duty style handguns in use by military and law enforcement post 1950.

Table 1: Base Models

Base Model	Permitted Variants	Non permitted variants
Sig226	P227, Norinco NP22	P228, P226 match, P229, P250
CZ75	Tanfoglio Combat, Tanfoglio Force, CZ85, NZ75 & 85	Tanfoglio pro and match models, SP01 Shadow
Beretta 92F	M9, 92FS, 96A1	96, 98 any target models
Glock17	17MB, 21	34, 20, 29, 30, 19, 17L, 18, 18C.
Hi Power	P35, L9A1, Mk1, BDA, BDAO	All target models, adjustable sight versions
1911	M45 or clone	Non 45 ACP models. All target/match/NM models. Double stack variants
Springfield XD	Service & tactical models	All XDM models
S&W MP	Service versions	All pro models
H&K USP	Service versions	All match variant
H&K P30	P30/P30L (V3/V3S) P30LS	V1

The intent is to establish guidelines for each base model rather than to compare type with type. A problem is that many such pistols may be used in IPSC Production or Service Pistol class and this would be the prime reason for a competitor to own it in the first place. Therefore it is possible that any pistol may have been modified to within IPSC rules but in doing so, said pistol now breaches Duty rules. Because many significant advantages may be gained through internal modifications that are hard to identify by match officials, a degree of assumption will need to be applied to models presented at matches that they comply with *Duty* rules.

12.4 MODIFICATIONS

The goal is to assess each pistol in reference to its base version and the advantage said piece offers against its variants. Areas to consider are as follows;

- Sights
- Barrel
- Grips
- Magazines
- Triggers
- Controls

- **Tuning:** Considered any adjustment/improvement of springs, sears or trigger pull/release
- **Upgrade:** Enhanced changes from out-of-the-box or base model as supplied.

DISALLOWED MODIFICATIONS:

These areas should be considered permanently disallowed modifications or features:

- **Sights:** Target style or considerably better than military type. Optics of any kind.
- **Barrel:** Match type, heavier profile, longer, vented/ported. (Note: Cut rifled barrels on Glocks are OK)
- **Grips:** Target type, thumb rests, finger grooved, grip tape or significant alteration from factory.
- **Magazines:** Oversized base pads, weighted, capacity over that of "as issued"
- **Triggers:** Lightened or creep reducing modifications. E.g. Glock trigger bars, trigger shoes.
- **Controls:** Extended magazine or slide releases.
- **Upgrade:** Enhancements or changes from out-of-the-box or base model as supplied that result in either a better handling or lighter kicking firearm. Also includes items such as guide rods, add-on flared magazine wells, modifications to ejection ports, alterations to frames that remove/add metal etc.
- **Accessories:** The addition of any accessory (E.g. torches) that can add to a firearm and therefore assist with recoil; control is not permitted.

PERMITTED MODIFICATIONS/UPGRADES:

It is recognized that police or military armourers may at times perform remedial or upgrade work on issue firearms and therefore limited changes are permitted:

- **Tuning:** Considered any adjustment/improvement of springs, sears or trigger pull/release as would be performed by a military or police armourer to enhance/repair functioning not handling. This does not include such changes as would be done for IPSC.
- **Aftermarket parts** as long as close to original/as issued versions
- **Sights to correct POI** as long as close to original/as issued versions
- **Manufactured material.** Stainless versions of any pistol is acceptable as long as other features do not exclude it however metal versions of polymer pistols would not be permitted in "duty" class as they offer a significant weight advantage over their lighter parent models.

MODEL SPECIFIC MODIFICATIONS:

Notes on the 1911: As the 1911 platform is possibly the most modified and varied of all pistols listed, a baseline model is hard to define. The current (2012) 1911 M45 Close Quarter Battle Pistol being issued to Marine personal has the following features; Bobbed hammer, extended beavertail, dovetailed fixed low profile sights, two piece guide rod, standard weight barrel and standard bushing. Most of these features would give the M45 a significant advantage over a 1911A1 of WW2 vintage but should be accepted as the “modern” standard. Even though the issue number is only around 12000 units initially, the configuration of the M45 is that of most “duty” versions in use. To compensate for this disparity, the M1911 & 1911A1 can compete in “Classic Class” if applicable. The restricted magazine capacity of the 1911 platform must also be considered when laying out any COF.



Table 2: Modification overview

Base Model	Permitted	Not permitted
Sig226	Basic tuning, After market fixed combat sights	Hogue/target style grips, target barrels, target sights, short reset kits.
CZ75/85	Basic tuning. After market fixed combat sights	Porting, Hogue grips, target style adjustable rear sights
Beretta 92F	Basic tuning, After market fixed combat sights	Hogue/target style grips, target barrels, target sights
Glock17	Gen 4 grips, non-match cut rifled barrels. After market fixed combat sights	Lightened trigger kits/bars, match barrels, target sights, extended controls
Hi Power	Basic tuning, After market fixed combat sights	Target sights or grips.
1911	Std weight 5” barrel, std weight one or two piece guide rod, after market fixed, low profile sights (e.g. Knovak), medium beaver tail grip, , ambi-safety, standard sized grips, combat style magazine well.	After market sights that do not conform to “combat” or “low profile” style (E.g. Bo mar). Excessively Flared mag-wells, extended magazine or slide release controls. Magazines of over 8 rd. capacity, heavy

		barrels, ported barrels.
Springfield XD	Basic tuning, After market fixed combat sights	Target sights or grips, target barrels.

12.5 DUTY PISTOL MATCHES:

GENERAL RULES & REGULATIONS:

- All matches are to be designed for non-holster qualified shooters and follow IPSC guidelines for movement and reloading.
- Ranges to be from 1 -50 yds.
- No more than 8 rounds should be able to be fired from any one position or without a compulsory reload.
- Power factored scoring applies to IPSC targets
- All magazines must be either carried in duty style pouches or placed on the ground.
- Matches may be Virginia count or Comstock

TARGETS:


- Service Pistol



- IPSC Classic



Popper



- Plate – any suitable size steel plate from 6" x 6" up.

CORE MATCHES:

NB: These matches may be shot on Service Pistol targets, in squad format and under a fixed time limit if desired

- **El Presidente:**

Targets: 3x IPSC classic

Range: 15 yds.

Ammunition: 12 rounds.

Match: Start in box A, facing targets, with 6 rounds loaded. On command fire 1 rd. at T1, 2 rds. at T2, 3 rds. at T3. Reload and repeat in reverse order, 1 rd. at T3, 2 rds. at T2, then 3 rds. at T1.

- **Trinity**

Targets: 3 x IPSC classic

Range: 15 yds.

Ammunition: 15 rounds.

Match: Start in box A with 5 rounds loaded facing targets. On command fire 5 rds at T1 from standing, drop kneeling and reload with 5 rounds, fire 5 rds at T2., drop to prone, reload and fire 5 rds at T3. Gun must be empty as you change position, **No** tactical re-loads

- **Snap**

Targets: 3 x IPSC classic

Range: 1x 10 & 2x 15 yds.

Ammunition: Comstock.

Match: Start in box A with 6 rounds loaded facing targets. On command fire 2 rds at each target from standing, drop to kneeling, reload and fire a further 2 rounds at each target.

- **Action M**

Targets: 2 x IPSC classic

Range: 15 yds.

Ammunition: 10 rds

Match: Start in box A with pistol loaded with 5 rounds loaded in standing position facing targets. On command drop to prone and fire 1 rd. at T1 and 1 rd. at T2, rise to standing and fire 1 rd. at T1 and 1 rd. at T2, drop to kneeling and fire 1 rd. at T1., reload with 5 rounds and fire 1 rd. at T2, go to standing and fire 1 rd. at T1 and 1 rd. at T2. Then drop prone to fire 1 rd. at T1 and 1 rd. at T2.

Prone:1x T1 & 1x T2, Standing:1x T1 & 1x T2, Kneeling: 1x T1 & 1x T2, Standing: 1x T1 & 1xT2,Prone: 1x T1 & 1xT2

- **Barricade**

Targets: 4 x IPSC, 2 x no-shoot (shoot-NS-shoot -shoot-NS-shoot)

Range: 15 yds.

Ammunition: Comstock

Match: Start in box A with pistol loaded with 6 rounds in standing position facing targets. On command from the LH side of the barricade fire two rds. at each target. Reload and from the RH side of the barricade fire two more rounds.

- **O&G**

Targets: 4 x IPSC, 2 x no-shoot (set out as shoot-NS-shoot -shoot-NS-shoot)
2 x plates or poppers

Range: 15 yds.

Ammunition: Comstock

Match: Start in box A with pistol loaded with 6 rounds in standing position. On command drop steel before engaging all targets with two rounds each from standing.

- **Police Short Combat Course**

Stage 1: 3 yards, double action -6 shots one hand standing without support, 8 seconds.

Stage 2: 7 yards, double action -12 shots, one or two hands standing without support position. Twenty seconds, includes reloading for second 6 shot string.

Stage 3: 15 yards, double action -12 shots, one or two hands standing without support. Twenty seconds, includes reloading for second 6 shot string.

Stage 4: 25 yards, double action -18 shots, one or two hands; 6 shots kneeling, from behind the barricade for cover and support; 6 shots standing left hand from behind the barricade; and 6 shots standing right hand from behind the barricade. Ninety seconds, includes reloading for subsequent 6 shot strings.

- **NRA National Police Course B:**

Stage 1: 7 yards, 12 shots double action standing without support. Time limit 20 seconds including time to reload.

Stage 2: 15 yards, 6 shots double action standing without support. Time limit 12 seconds.

Stage 3: 25 yards, 6 shots kneeling; 6 shots standing left hand with support from behind barricade, 6 shots standing right hand with support from behind barricade, all fired double action. Time limit 90 seconds, including time to reload.

Stage 4: 25 yards, 6 shots double action standing without support. Time limit 12 seconds.

Stage 5: 50 yards, 6 shots prone; 6 shots standing left hand with support from behind barricade; 6 shots standing right hand with support from behind

barricade, all shots may be fired single or double action. Time limit 2 minutes including time to reload.

13. SHOTGUN MATCHES

13.1 INTRODUCTION:

Shotgun matches within service rifle can be a mixture of IPSC style speed events as well as precision/distance shoots on paper or 300mm plates.

13.2 SERVICE CLASS SHOTGUNS

Service Class shotguns must meet the following requirements.

1. The shotgun must have a barrel not longer than 22".
2. The barrel may have interchangeable chokes; however these must be smoothbore and are not to be changed during the competition.
3. The shotgun may only have iron sights.
4. Extended magazines must not reach beyond the end of the barrel.
5. The shotgun may not have enhancement modifications. (e.g. Oversize cocking handles, recoil reducers or IPSC style speed chutes)
6. The shotgun may not have extra weight added to it.
7. Shotgun to be 12 gauge only.
8. Ammunition must be lead only in bird shot and be a minimum of 1 oz. (28 gram) loadings and 1 oz. lead in slug.

13.3 SCORING

IPSC type scoring (hit value divided by time taken via a shot timer) then converted out of a maximum total of 50 points is used for anything other than the precision slug match which is scored via hits to a maximum 50 points. As in IPSC the fastest time gets maximum points, all other competitors are then proportioned off that score.

E.g. **Speed plates x 5** (each plate = 5 points, each plate left up adds 5 seconds to time)

Shooter 1: 3.5 seconds, 5x 5 pts. = $25/3.5 = 7.14$ hit factor

Shooter 2: 3.9 seconds, 5x 5 pts. = $25/3.9 = 6.41$ hit factor

Shooter 3: 4.1 seconds, 5x 5 pts. = $25/4.1 = 6.09$ hit factor

Shooter 4: 6.5 seconds, 1 miss, 4x 5 pts. = $20 \text{ points}/(6.5 + 5=11.5 \text{ secs}) = 1.74$ hit factor

Shooter 1 = $7.14/7.14 \times 50 = 50$ points

Shooter 2 = $6.41/7.14 \times 50 = 44.8$ points

Shooter 3 = $6.09/7.14 \times 50 = 42.6$ points

Shooter 4 = $1.74/7.14 \times 50 = 12.18$ points

13.4 ACCESSORIES

- Side saddle use is permitted
- Ammunition belts should be loop type
- Loading also permitted from box, pocket or pouch.

- No IPSC +2 type holders , speed loaders or caddies permitted
- No recoil reducing devices (muzzle breaks, stocks, extra weight etc)

13.5 TARGETS

Speed events are held on static clay targets being constructed as 100 mm square falling plates, no thicker than 6 mm

Slug matches may be held on either the service pistol target or by using 300mm steel plates of 10mm or greater thickness.

13.6 MATCHES

STATIC CLAYS 5

Targets: 5x 100mm square falling plates

Range: 10 yds.

Ammunition: 6 rounds birdshot.

Match: Start in box A, facing targets, with 6 rounds loaded including one in chamber. Shotgun held below hip bone with straight elbows. On command drop all plates as seen

Score: Max 50 points. Plate down = 5 points, each plate left up adds 5 seconds to time

STATIC CLAYS 10

Targets: 10x 100mm square falling plates

Range: 10 yds.

Ammunition: 12 rounds birdshot.

Match: Start in box A, facing targets, with 6 rounds loaded including one in chamber. Shotgun held below hip bone with straight elbows. On command drop all plates as seen, reloading at any stage.

Score: Max 50 points. Plate down = 5 points, each plate left up adds 5 seconds to time

CALL TO ARMS

Targets: 10x 100mm square falling plates

Range: 10 -15 yds.

Ammunition: unlimited rounds birdshot.

Match: Start seated to the rear of the line by at least 5 yards. Shotgun is racked empty 2 yards distant on the weak hand side, all ammunition is staged in a 50 cal ammo can in box 2 yards distance to the strong side of the shooter. On command, retrieve ammo and shotgun, advance to Box A, load and engage targets

Score: Max 50 points. Plate down = 5 points, each plate left up adds 5 seconds to time

PRECISION SLUG

Targets: 1 x Service pistol target

Range: 50 yds.

Ammunition: 7 rounds slug (2 x sighters, 5 for score)

Match: On command, load and fire 2 x sighting shots from any position. Once targets are checked and patched proceed to fire the remaining 5 rounds within 60 seconds from any position.

Score: Max 50 points. As per hits.

OFFICERS & GRUNTS

Targets: 10x 100mm square falling plates, 2x 300mm plates

Range: 10 & 50 yds.

Ammunition: 12 rounds birdshot, 3 x slugs.

Match: Start standing in box A with unloaded shotgun in strong hand. Ammunition may be on belt or in a box on the ground. On command load and drop steel plates at 50 yards with slugs, then proceed to drop all steel plates with birdshot.

Score: Max 50 points. Plate down = 5 points, each plate left up adds 5 seconds to time